

**COMPARATIVE ANALYSIS ON THE SELECTED METRICS  
OF FOREIGN ASSISTED PROJECTS  
IN THE PHILIPPINES**

A Thesis  
Submitted to the Faculty of the  
Graduate Studies in Business  
De La Salle University-Dasmariñas  
Dasmariñas, Cavite

In Partial Fulfillment  
of the Requirements for the Degree of  
Master in Business Administration

**MA. RULINA U. SALVO**

February 2010

## ABSTRACT

**SALVO, M. U., Administrative staff for a Government Financial Agency: A Comparative Analysis on the Selected Metrics of Foreign Assisted Projects in the Philippines.** Master in Business Administration, De La Salle University-Dasmariñas, Cavite, February 2010. Adviser: Ms. Celeste Molina.

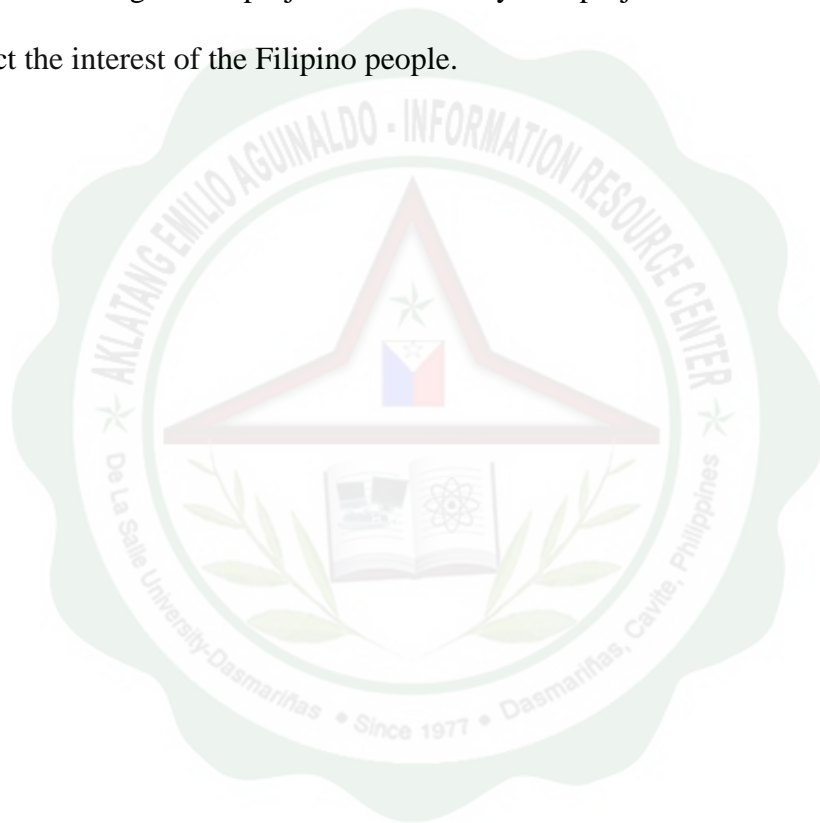
The purpose of this study was to determine if the metrics used on the approved projects by development funding institutions such as the Asian Development Bank (ADB) and World Bank (WB) have significant relationship or differences with each other. These would provide valuable and lucid information regarding the real status of each approved loan made by the Government of the Philippines. If the projects were managed well during the implementation, then the Government should have done their part well which always should be the case considering that they are also one of the stakeholders for these projects and each money spent here from the budget of the government allotted for these particular projects is part of the taxes coming from the Filipino people.

In order to determine the significance of the metrics used on the approved projects, statistical measures such as *t*-Test and correlation were used and processed through Statistical Package for the Social Sciences (SSPS).

The results led into a conclusion that both ADB and WB being development funding institutions were more focused only on the profits. However, had they found out that there were problems encountered during the implementation of the projects

and that some agreements made were not followed, ADB and WB would have stopped sending the loan balance and, hence, the projects should have been closed.

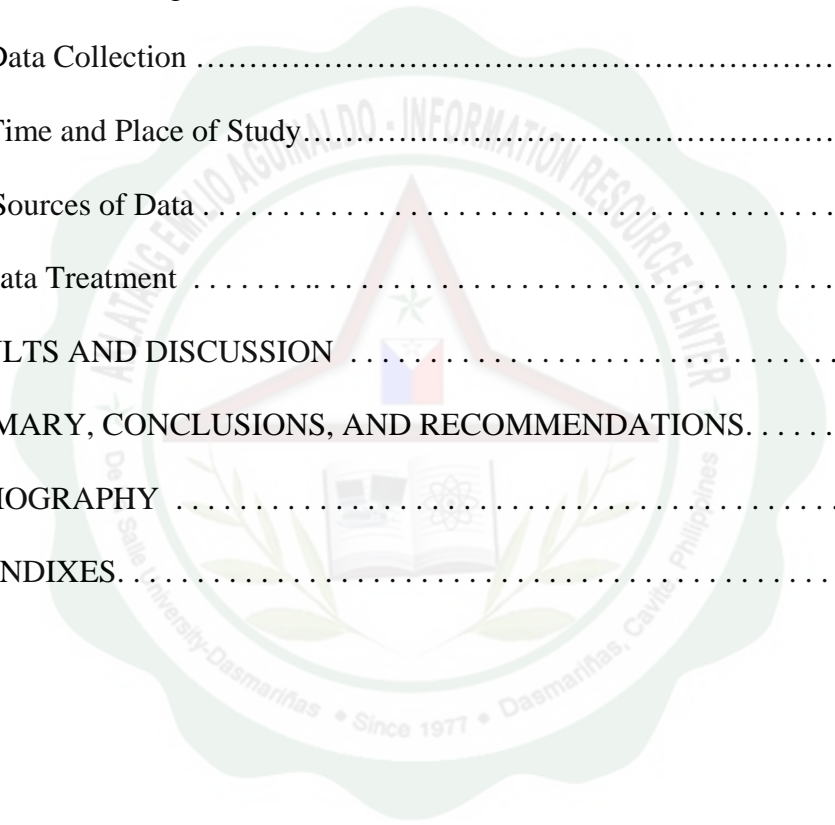
Therefore, it is the duty of the Philippine government to see to it that every centavo spent from these loans is properly dispensed to where it is intended only. A close monitoring of the projects is necessary and projects should be implemented to protect the interest of the Filipino people.



## TABLE OF CONTENTS

	<b>Page</b>
TITLE PAGE. ....	i
DEED OF DECLARATION. ....	ii
APPROVAL SHEET. ....	iii
BIOGRAPHICAL SKETCH. ....	iv
ACKNOWLEDGMENT. ....	v
ABSTRACT. ....	vi
TABLE OF CONTENTS. ....	vii
LIST OF TABLES. ....	xi
LIST OF FIGURES. ....	xiv
LIST OF APPENDIXES. ....	xv
INTRODUCTION. ....	1
Background of the Study. ....	3
Statement of the Problem. ....	4
Objectives of the Study. ....	5
Hypothesis of the Study. ....	6
Scope and Limitations of the Study. ....	6
Significance of the Study. ....	7

Definition of Terms .....	7
REVIEW OF RELATED LITERATURE .....	11
RESEARCH FRAMEWORK.....	19
METHODOLOGY.....	25
Research Design.....	2
Data Collection .....	2
Time and Place of Study.....	2
Sources of Data .....	2
Data Treatment .....	28
RESULTS AND DISCUSSION .....	29
SUMMARY, CONCLUSIONS, AND RECOMMENDATIONS.....	70
BIBLIOGRAPHY .....	74
APPENDIXES.....	76

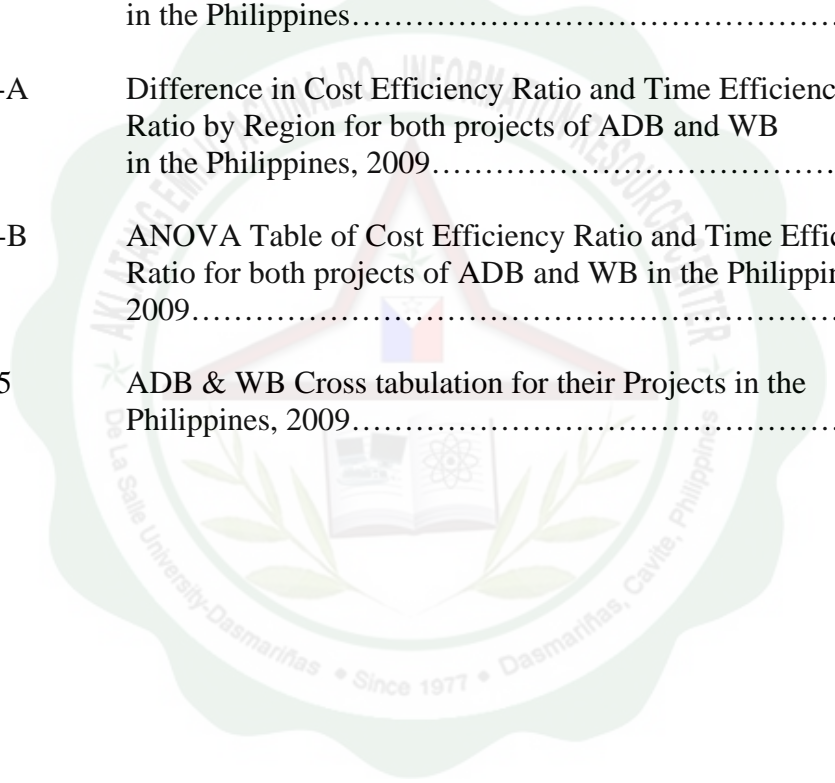


## LIST OF TABLES

Table		Page
1	Development Outcome Rating Asian Development Bank Projects in the Philippines, 2009.....	21
2	Overall Development Outcome Rating for World Bank Projects in the Philippines, 2009 .....	22
3	Performance Rating Used by World Bank for their Projects in the Philippines, 2009.....	23
4	Researcher – Assumed Overall Development Outcome Rating of ADB and WB Projects in the Philippines, 2009	24
5	Demographic Profile of Asian Development Bank Completed Projects in the Philippines, 2009.....	30
6	Demographic Profile of World Bank Completed Projects in the Philippines, 2009.....	35
7	Cost Efficiency Ratios of Asian Development Bank and World Bank Projects in the Philippines, 2009.....	37
8	Time Efficiency Ratios of Asian Development Bank and World Bank Projects in the Philippines, 2009.....	38
9	Quality Ratings of Asian Development Bank and World Bank Projects in the Philippines, 2009.....	39
10	Cross tabulations for Asian Development Bank and World Bank Projects in the Philippines, 2009.....	39

11	t-Test on Difference on Cost Efficiency of Asian Development Bank and World Bank Projects in the Philippines.....	40
12	Difference in the Estimated Cost, Actual Cost and Loan Amount of ADB and WB Projects.....	41
13	Cost Efficiency of World Bank Projects in the Philippines, 2009.....	44
14	t-Test on Difference on Time Efficiency of Asian Development Bank and World Bank Projects in the Philippines.....	47
15	Difference in the Estimated Cost, Actual Cost and Loan Amount of Asian Development Bank and World Bank Projects.....	48
16	World Bank on Time Efficiency for their Projects in the Philippines.....	51
17 - A	Difference in the Cost Efficiency Ratio and Time Efficiency Ratio when Projects are Grouped According to Sector.....	54
17 - B	Description of Cost Efficiency Ratio and Time Efficiency Ratio According to Sectors of Asian Development Bank And World Bank Projects in the Philippines, 2009 .....	56
18	ANOVA used for the Cost Efficiency Ratio and Time Efficiency Ratio for the Projects when Grouped according to Sector in the Philippines, 2009.....	57
19	ADB Metrics Correlations for their Projects in the Philippines, 2009.....	58
20	WB Metrics Correlations for their Projects in the Philippines, 2009.....	59
21	Difference in Frequency By Year of Implementation for Projects of both ADB and WB in the Philippines, 2009	60

22	Difference in Frequency of Completed Projects of Both ADB and WB per Region in the Philippines, 2009.....	61
23-A	Difference in Time Efficiency Ratio and Cost by Year the Projects were Implemented for both ADB and WB in the Philippines.....	62
23-B	ANOVA Table of Time Efficiency Ratio and Cost by year the Projects were Implemented for both of ADB and WB in the Philippines.....	63
24-A	Difference in Cost Efficiency Ratio and Time Efficiency Ratio by Region for both projects of ADB and WB in the Philippines, 2009.....	65
24-B	ANOVA Table of Cost Efficiency Ratio and Time Efficiency Ratio for both projects of ADB and WB in the Philippines, 2009.....	66
25	ADB & WB Cross tabulation for their Projects in the Philippines, 2009.....	67





## LIST OF FIGURES

FIGURE		PAGE
1	Operational Framework .....	20
2	Scatter Plot to Show Differences in the Cost Efficiency Ratio compared to the ADB Projects in the Philippines, 2009 .....	43
3	Scatter Plot to Show Differences in the Cost Efficiency Ratio Compared to the WB Ratings for their Projects in the Philippines, 2009 .....	46
4	Scatter Plot to Show Differences in the Time Efficiency Ratio Compared to the ADB Rating for their Projects in the Philippines, 2009 .....	50
5	Scatter Plot to Show Differences in the Time Efficiency Ratio Compared to the WB Rating for their Projects in the Philippines, 2009 .....	53

## LIST OF APPENDIXES

Appendix		Page
A	List of a Multilateral institutions and Bilateral Donor Agencies that have been contributing to the Philippines	91
B	2004 ODA Loans Performance Distribution to the Philippines .....	92
C	ODA Commitments to the Philippines for Year 2000 to 2003	98
D	15th ODA Loans to the Philippines	115
E	16 <sup>th</sup> ODA Loan to the Philippines .....	116
F	Top Development Donor Agencies in the Philippines...	117
G	Asian Development Bank and World Bank Projects Profile in the Philippines from 1995 to 2007 and their Corresponding Ratings .....	