



HYPOGLYCEMIC ACTIVITY OF *Melothria pendula* L. (CREEPING CUCUMBER) FRUIT AND LEAF EXTRACT IN ALLOXAN - INDUCED DIABETIC *Mus musculus domesticus* (ALBINO MICE)

A Research Presented to the
Biological Sciences Department
College of Science and Computer Studies
De La Salle University - Dasmariñas
City of Dasmariñas, Cavite

In Partial Fulfilment of the Requirements for the degree
of Bachelor of Science in Biology Major in Human Biology

MA. REGINA V. ACUPANDA
RICHES A. RODRIGUEZ

May 2016



ABSTRACT

Diabetic cases are increasing due to population growth, old age, urbanization, and increasing prevalence of obesity and physical inactivity. This study investigated the hypoglycemic activity of homogenized fruit and ethanolic leaf extract in 75% and 100% concentration of *Melothria pendula* in alloxan-induced diabetic mice. Male albino mice were acclimatized for one week and were fed with balanced diet and water ad libitum. Diabetes in mice was induced through intraperitoneal injection using alloxan (10 mg/kg b.w.) and changes in the blood glucose level were measured by glucometer at: initial, after alloxan induction, 7th, and 14th day treatment, respectively. The two weeks administration of *M. pendula* fruit and leaf extract to diabetic mice showed significant hypoglycemic effect ($p < 0.0001$). However, there are no significant differences compared to T₀ among the treatments aside from T₁ vs T₃, hence, all are effective in reducing hyperglycemia. Further study is recommended to isolate the active constituents of the plant and explore its mechanism of action.

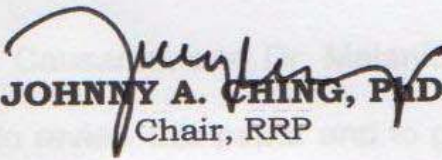
Key words: Melothria pendula, Cucurbitaceae, Hyperglycemic activity, Antidiabetic, Blood glucose level.

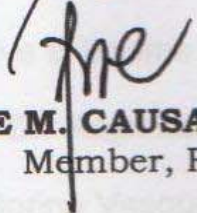



APPROVAL SHEET

This is to certify that this undergraduate research entitled **HYPOGLYCEMIC ACTIVITY OF *Melothria pendula* L. (CREEPING CUCUMBER) FRUIT AND LEAF EXTRACT IN ALLOXAN - INDUCED DIABETIC *Mus musculus domesticus* (ALBINO MICE)** prepared and submitted by **Ma. Regina V. Acupanda** and **Riches A. Rodriguez** in partial fulfillment of the requirements for the degree BACHELOR of SCIENCE in BIOLOGY Major in HUMAN BIOLOGY was successfully defended by the researchers and approved by the Research Review Panel (RRP) on May 2014 with a grade of 2.50.

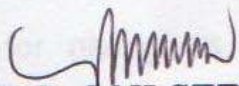

RONALDO D. LAGAT, PhD
Research Adviser


JOHNNY A. CHING, PhD
Chair, RRP


RUBIE M. CAUSAREN, PhD
Member, RRP

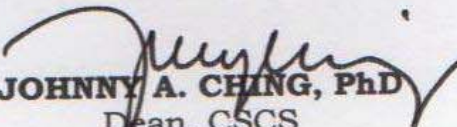

MELANIE P. MEDECILO, PhD
Member, RRP

The Biological Sciences Department (BSD) endorses acceptance of this undergraduate research in partial fulfillment of the requirements for the degree Bachelor of Science in Biology major in Human Biology.


JONNACAR S. SAN SEBASTIAN, MS
Chair, Student Research Committee


AIRILL L. MERCURIO, PhD
Chair, BSD

This undergraduate research is hereby officially accepted in partial fulfillment of the requirements for the degree Bachelor of Science in Biology major in Human Biology.


JOHNNY A. CHING, PhD
Dean, CSCS



ACKNOWLEDGMENTS

The researchers would like to give their highest gratitude to the following persons, for without them, this research would not have been made possible:

To Dr. Ronaldo D. Lagat, thesis adviser, for providing important information and ideas regarding this research and for being open to all consultations and queries;

To Dr. Johnny A. Ching, Dr. Rubie M. Causaren, and Dr. Melanie P. Medecilo, panel members, for devoting time to review this paper and to give constructive criticisms in order to make this research well written;

To Dr. Regielene Gonzales, Dr. Jonathan Rubio, Mr. Junnel Advincula and Ms. Jorina Vasquez for suggesting insights and concepts based on their experiences and previous studies. To Mr. Michael Alferez for helping the researchers in collecting the plant *Melothria pendula*;

To our parents Mr and Mrs Ruben Rodriguez, Mr and Mrs Flavian Acupanda for giving us their full support financially and for being our inspiration and motivation that no matter what happens they will be on our side and they would share the success and agony until the end of this research.



TABLE OF CONTENTS

Title Page	1
Abstract	2
Approval Sheet	3
Acknowledgments	4
Table of Contents	5
CHAPTER 1 INTRODUCTION	
1.1 Background of the Study	9
1.2 Conceptual Framework	11
1.3 Statement of the Problem	12
1.4 Hypothesis	13
1.5 Scope and Limitations	13
1.6 Significance of the Study	14
1.7 Definition of Terms	14
CHAPTER 2 LITERATURE REVIEW	
2.1 Conceptual Literature	16
2.2 Related Studies	19
CHAPTER 3 METHODOLOGY	
3.1 Research Design	25
3.2 Research Setting (or Instrument)	25
3.3 Research Procedure	26



3.4	Data Gathering and Statistical Analysis	29
CHAPTER 4 RESULTS AND DISCUSSIONS		
4.1	Results	30
4.2	Discussions	32
CHAPTER 5 CONCLUSIONS AND RECOMMENDATIONS		
5.1	Conclusions	36
5.2	Recommendations	36
	Cited References	38
	Appendices	
A.	Standard Procedure	44
B.	Raw Data and Statistical Analysis	46
C.	Photo Documentation	56
	Curriculum Vitae	60



LIST OF TABLE

Table	Page
1 Mean Blood Glucose Levels in Control and Treatment Group in Different Concentration of <i>Melothria pendula</i> Fruit and Leaf Extract.	30
2 Diabetic Control Group	46
3 <i>M. pendula</i> Fruit Extract (75%)	46
4 <i>M. pendula</i> Fruit Extract (100%)	46
5 <i>M. pendula</i> Leaf Extract (75%)	47
6 <i>M. pendula</i> Leaf Extract (100%)	47
7 Paired t-test	48
8 ANOVA: One Way	54
9 Post-hoc test: Tukey HSD	55



LIST OF FIGURES

Figure	Page
1 Conceptual Framework Diagram	11
2 Comparison Effect on the Fasting Blood Glucose Level of Diabetic Control and Oral Administration of <i>M. pendula</i> Extracts in Diabetic Mice on Days 0, 7, and 14.	31